





الشركة الدولية لأنظمة الأمن والسلامة
International Security & Safety Systems Co.



Fire Fighting Pumps

**HORIZONTAL SPLIT CASE
MODEL EGY-CNPA**

**END SUCTION
Model EGY-FSPA**



INTRODUCTION

- 1989** ISS has been serving industrial, commercial, government and oil & gas sites in the field of fire and security systems as a specialized contractor and agent for many international firms.
- 2001** ISS opened its manufacturing facility, located in AL OBOUR city, which provides blending foam concentrates, packaging of fire pumps approved by Egyptian civil defense and NRC, Co2/Dry powder systems, assembly and piping fabrication for firefighting systems.
- 2003** ISS has been awarded the first UL approval in Egypt & Africa on blending AFFF, AR/AFFF, and FP Foam concentrates under license from Chemguard-USA.
- 2012** ISS has been approved to package UL/FM fire pumps in Egypt, in the cooperation of EPE & PTEI.
- 2014** ISS has been awarded UL approval of aboveground tank for flammable liquids.
- 2015** ISS expands its UL/FM pump range to 2800 and 3560 RPM for 60 HZ. countries.
- 2016** ISS has been awarded the ASME certificate - "U-stamp" as a first step to apply on UL for bladder tanks.
- 2017** ISS was the first Egyptian factory to receive the UL listing on their ASME and CE Bladder tanks.
- 2019** ISS has been awarded UL/FM approval of range (24-420 GPM) Foam pump -OEM- with Firelion.
- 2020** ISS has been awarded ISO 9001:2015, ISO 14001:2015, ISO 45001:2018.
- 2021** ISS has been awarded UL Listed "AutoFirex" Cylinder for DLP System.
- 2022** ISS has been approved as "HYGOOD" FM200 Filling Station - UL/FM (First Fill/Refill).
- 2024** ISS has been awarded the UL Approval for blending AFFF, AR/AFFF, FP, FFFP, and AR/FFFP Foam Concentrates under license from FIRECHEM-INDIA.
- 2025** ISS has been awarded the UL/FM in cooperation with NMFIRE Pumps for (200-5000gpm) Fire pump package.
ISS has been approved as "HYGOOD" Sapphire Filling Station - UL/FM (First Fill/Refill).
ISS has received the UL Listing for Foam discharge devices (Foam Chambers and Foam Pourers).
ISS has received the UL Listing for Bladder Tanks with Free Flourine Foam in cooperation with JCI-International.

ISS Fire Pumps Assembly Work Area at Factory at AL- Obour Industrial City



10/25/2021 4:38 PM QWZJZ161071 - Centrifugal Fire Pumps, End Suction | UL Product IQ

UL Product IQ®

Centrifugal Fire Pumps, End Suction

COMPANY
INTERNATIONAL SECURITY & SAFETY SYSTEMS CO-S A E
 AL ORGOUR INDUSTRIAL CITY
 ZONE A (BLK 13040)
 Cairo, Egypt

EX16077

Trademark and/or Tradename:

Note: For additional marking information, refer to the [UL Information Page](#).

View model for additional information

Centrifugal Fire Pumps, End Suction, Model(s): EGY43 FSPA, EGY44 FSPA, EGY45 FSPA, EGY46 FSPA, EGY47 FSPA, EGY48 FSPA, EGY49 FSPA, EGY50 FSPA, EGY51 FSPA, EGY52 FSPA, EGY53 FSPA, EGY54 FSPA, EGY55 FSPA, EGY56 FSPA, EGY57 FSPA, EGY58 FSPA, EGY59 FSPA, EGY60 FSPA, EGY61 FSPA, EGY62 FSPA, EGY63 FSPA, EGY64 FSPA, EGY65 FSPA, EGY66 FSPA, EGY67 FSPA, EGY68 FSPA, EGY69 FSPA, EGY70 FSPA, EGY71 FSPA, EGY72 FSPA, EGY73 FSPA, EGY74 FSPA, EGY75 FSPA, EGY76 FSPA, EGY77 FSPA, EGY78 FSPA, EGY79 FSPA, EGY80 FSPA, EGY81 FSPA, EGY82 FSPA, EGY83 FSPA, EGY84 FSPA, EGY85 FSPA, EGY86 FSPA, EGY87 FSPA, EGY88 FSPA, EGY89 FSPA, EGY90 FSPA, EGY91 FSPA, EGY92 FSPA, EGY93 FSPA, EGY94 FSPA, EGY95 FSPA, EGY96 FSPA, EGY97 FSPA, EGY98 FSPA, EGY99 FSPA, EGY00 FSPA

Last updated on 2021-09-16

The appearance of a company's name or product in this database does not in itself assure that products so identified have been manufactured under UL Solutions' FileMark + Up Service. Only those products bearing the UL Mark should be considered to be Certified and covered under UL Solutions' FileMark + Up Service. Always look for the Mark on the product.

UL Solutions permits the reproduction of the material contained in Product IQ subject to the following conditions: 1. The Guide Information, Assembly, Construction, Design, System, and/or Certifications (I/M) must be presented in their entirety and in a non-altering manner, without any manipulation of the data or drawings; 2. The statement "Reprinted from Product IQ with permission from UL Solutions" must appear adjacent to the extracted material. In addition, the reprinted material must include a copyright notice in the following format: "©2021 UL LLC."

<https://ul.com/products/companies/ul/iq/161071>

FM APPROVED

Certificate of Compliance
 This certificate is issued for the following:

Fire Pumps, Centrifugal Fire Pumps, Horizontal, End Suction Type
 Models: EGY43 FSPA, EGY44 FSPA, EGY45 FSPA

Fire Pumps, Centrifugal Fire Pumps, Horizontal Split-Case Type, Horizontal Mounted
 Models: EGY54 CNPA, EGY45 CNPA

Prepared by:
International Security & Safety Systems Co (ISS)
 49 Abbass El Akkad St., Near City, Cairo, Egypt

FM Approvals Class: 1311, 1319
 Approval Identification: 3047613 Approval Granted: October 31, 2012

This certificate supersedes the Certificate of Compliance dated November 5, 2012.

Last Approval is subject to satisfactory field performance, containing a follow-up Service Bureau Audit, and strict conformity with construction as shown in the Approval Guide, or in the records of FM Approvals.

For more than 160 years FM Approvals has partnered with business and industry to reduce property losses.

January 6, 2015
 Date

Richard B. Dume
 Group Manager - Fire Protection
 FM Approvals
 1153 Beaver-Providence Turnpike
 Norwood, MA 02062

10/25/2021 4:39 PM QWZJZ161071 - Centrifugal Fire Pumps, Split Case | UL Product IQ

UL Product IQ®

Centrifugal Fire Pumps, Split Case

COMPANY
INTERNATIONAL SECURITY & SAFETY SYSTEMS CO-S A E
 AL ORGOUR INDUSTRIAL CITY
 ZONE A (BLK 13040)
 Cairo, Egypt

EX16078

Trademark and/or Tradename:

Note: For additional marking information, refer to the [UL Information Page](#).

View model for additional information

Centrifugal Fire Pumps, Split Case, Single Stage, Model(s): EGY44 FSPA, EGY45 FSPA, EGY46 FSPA, EGY47 FSPA, EGY48 FSPA, EGY49 FSPA, EGY50 FSPA, EGY51 FSPA, EGY52 FSPA, EGY53 FSPA, EGY54 FSPA, EGY55 FSPA, EGY56 FSPA, EGY57 FSPA, EGY58 FSPA, EGY59 FSPA, EGY60 FSPA, EGY61 FSPA, EGY62 FSPA, EGY63 FSPA, EGY64 FSPA, EGY65 FSPA, EGY66 FSPA, EGY67 FSPA, EGY68 FSPA, EGY69 FSPA, EGY70 FSPA, EGY71 FSPA, EGY72 FSPA, EGY73 FSPA, EGY74 FSPA, EGY75 FSPA, EGY76 FSPA, EGY77 FSPA, EGY78 FSPA, EGY79 FSPA, EGY80 FSPA, EGY81 FSPA, EGY82 FSPA, EGY83 FSPA, EGY84 FSPA, EGY85 FSPA, EGY86 FSPA, EGY87 FSPA, EGY88 FSPA, EGY89 FSPA, EGY90 FSPA, EGY91 FSPA, EGY92 FSPA, EGY93 FSPA, EGY94 FSPA, EGY95 FSPA, EGY96 FSPA, EGY97 FSPA, EGY98 FSPA, EGY99 FSPA, EGY00 FSPA

Last updated on 2021-09-16

The appearance of a company's name or product in this database does not in itself assure that products so identified have been manufactured under UL Solutions' FileMark + Up Service. Only those products bearing the UL Mark should be considered to be Certified and covered under UL Solutions' FileMark + Up Service. Always look for the Mark on the product.

UL Solutions permits the reproduction of the material contained in Product IQ subject to the following conditions: 1. The Guide Information, Assembly, Construction, Design, System, and/or Certifications (I/M) must be presented in their entirety and in a non-altering manner, without any manipulation of the data or drawings; 2. The statement "Reprinted from Product IQ with permission from UL Solutions" must appear adjacent to the extracted material. In addition, the reprinted material must include a copyright notice in the following format: "©2021 UL LLC."

<https://ul.com/products/companies/ul/iq/161071>

FM Approvals

International Security & Safety Systems Co (ISS)
 49 Abbass El Akkad St., Near City, Cairo, Egypt
 Fire Pump Installation Systems Fire Pumps Centrifugal Fire Pumps, Horizontal Split-Case Type Horizontal Mounted

Product	Rated Capacity, (gal/min)	Rated Net Head at Rated Capacity, psi	Rated Speed, r/min	Suction Inlet, dia., in.	Discharge Outlet, dia., in.	Certification Type
EGY-54 CNPA	500	88-147	2850	5	4	FM Approved
EGY-54 CNPA	750	76-137	2850	5	4	FM Approved
EGY-55 CNPA	750	105-153	2950	6	5	FM Approved
EGY-55 CNPA	1000	100-151	2950	6	5	FM Approved
EGY-55 CNPA	1250	87-134	2950	6	5	FM Approved
EGY-54 CNPA	400	79-116	2800	5	4	FM Approved
EGY-54 CNPA	400	131-152	3650	5	4	FM Approved
EGY-54 CNPA	450	77-115	2800	5	4	FM Approved
EGY-54 CNPA	450	126-151	3650	5	4	FM Approved
EGY-54 CNPA	500	76-113	2800	5	4	FM Approved
EGY-54 CNPA	500	128-150	3650	5	4	FM Approved
EGY-55 CNPA	750	94-136	2800	6	5	FM Approved
EGY-54 CNPA	750	102	2800	5	4	FM Approved
EGY-54 CNPA	750	115-139	3650	5	4	FM Approved
EGY-55 CNPA	750	149-168	3650	6	5	FM Approved
EGY-55 CNPA	1000	88-134	2800	6	5	FM Approved
EGY-55 CNPA	1000	148-165	3650	6	5	FM Approved
EGY-55 CNPA	1250	135-159	3650	6	5	FM Approved
EGY-55 CNPA	1250	141-160	3560	6	5	FM Approved
EGY-55 CNPA	1500	125	2800	6	5	FM Approved
EGY-55 CNPA	1500	152	3560	6	5	FM Approved

10/25/2021 4:46 PM EEEJW960730 - Aboveground Flammable-Liquid Tanks | UL Product IQ

UL Product IQ®

Aboveground Flammable-Liquid Tanks

COMPANY
INTERNATIONAL SECURITY & SAFETY SYSTEMS CO-S A E
 AL ORGOUR INDUSTRIAL CITY
 ZONE A (BLK 13040)
 Cairo, Egypt

MH60730

Aboveground tank for Flammable Liquids, Aboveground tank for Flammable Liquids on supports, Secondary-containment aboveground tank for Flammable Liquids, Secondary-containment aboveground tank for Flammable Liquids on supports, Model(s): Tanks

Last updated on 2021-07-07

The appearance of a company's name or product in this database does not in itself assure that products so identified have been manufactured under UL Solutions' FileMark + Up Service. Only those products bearing the UL Mark should be considered to be Certified and covered under UL Solutions' FileMark + Up Service. Always look for the Mark on the product.

UL Solutions permits the reproduction of the material contained in Product IQ subject to the following conditions: 1. The Guide Information, Assembly, Construction, Design, System, and/or Certifications (I/M) must be presented in their entirety and in a non-altering manner, without any manipulation of the data or drawings; 2. The statement "Reprinted from Product IQ with permission from UL Solutions" must appear adjacent to the extracted material. In addition, the reprinted material must include a copyright notice in the following format: "©2021 UL LLC."

<https://ul.com/products/companies/ul/iq/915455>

FM Approvals

International Security & Safety Systems Co (ISS)
 49 Abbass El Akkad St., Near City, Cairo, Egypt
 Fire Pump Installation Systems Fire Pumps Centrifugal Fire Pumps, Horizontal End-Suction Type

Product	Rated Capacity, (gal/min)	Rated Net Head at Rated Capacity, psi	Rated Speed, r/min	Suction Inlet, dia., in.	Discharge Outlet, dia., in.	Certification Type
EGY-43 FSPA	250	107-145	2950	4	3	FM Approved
EGY-43 FSPA	300	105-144	2950	4	3	FM Approved
EGY-43 FSPA	400	97-139	2950	4	3	FM Approved
EGY-54 FSPA	500	63-141	2950	5	4	FM Approved
EGY-54 FSPA	250	75-135	2950	5	4	FM Approved
EGY-64 FSPA	500	135-217	2950	6	4	FM Approved
EGY-64 FSPA	750	125-211	2950	6	4	FM Approved
EGY-43 FSPA	250	81-132	2950	4	3	FM Approved
EGY-43 FSPA	250	134-158	3560	4	3	FM Approved
EGY-43 FSPA	300	75-130	2800	4	3	FM Approved
EGY-43 FSPA	300	131-125	3560	4	3	FM Approved
EGY-54 FSPA	400	75-119	2800	5	4	FM Approved
EGY-54 FSPA	400	123	3560	5	4	FM Approved
EGY-64 FSPA	400	123-197	2800	6	4	FM Approved
EGY-43 FSPA	400	124-150	3560	4	3	FM Approved
EGY-54 FSPA	400	125	2800	4	3	FM Approved
EGY-54 FSPA	450	197-221	3560	6	4	FM Approved
EGY-54 FSPA	450	74-119	2800	5	4	FM Approved
EGY-43 FSPA	450	126-146	3560	4	3	FM Approved
EGY-54 FSPA	450	122-197	2800	6	4	FM Approved
EGY-54 FSPA	450	123	3560	5	4	FM Approved
EGY-64 FSPA	450	197-221	3560	6	4	FM Approved
EGY-54 FSPA	500	74-118	2800	5	4	FM Approved
EGY-64 FSPA	500	122-197	2800	6	4	FM Approved
EGY-54 FSPA	500	123	3560	5	4	FM Approved
EGY-64 FSPA	500	197-221	3560	6	4	FM Approved
EGY-54 FSPA	500	122-197	2800	6	4	FM Approved
EGY-54 FSPA	500	123	3560	5	4	FM Approved
EGY-64 FSPA	500	197-221	3560	6	4	FM Approved
EGY-54 FSPA	750	66-110	2800	5	4	FM Approved
EGY-64 FSPA	750	192	2800	6	4	FM Approved



UL / FM (Horizontal Split Case Fire Pumps)

FEATURES :

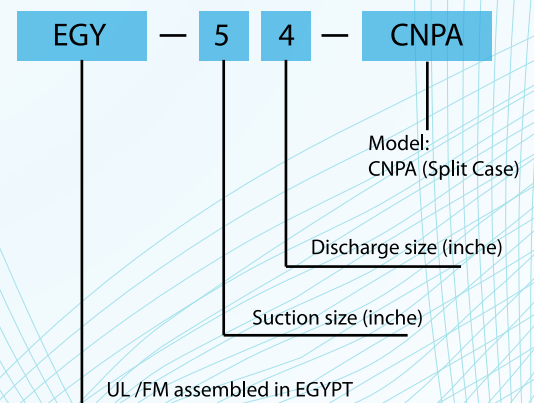
- Corrosion resistant materials used on the rotating parts
Hydraulically balanced impeller extends bearing life and assures smoother operation
- Fully compliance to NFPA-20 and listed by Underwriters Laboratories (UL) and (FM) factory mutual approved
- Very compact design for easy of installation and permits minimum maintenance.
- Axially split casing allows the easy removal of the top casing for inspection and service.
- Flange suction and discharge are ANSI 250.
- Max. Working Pressure is 250 PSI.
- Liquid handled property: Clean water, 0 – 80 0C (32 to 176 0F)



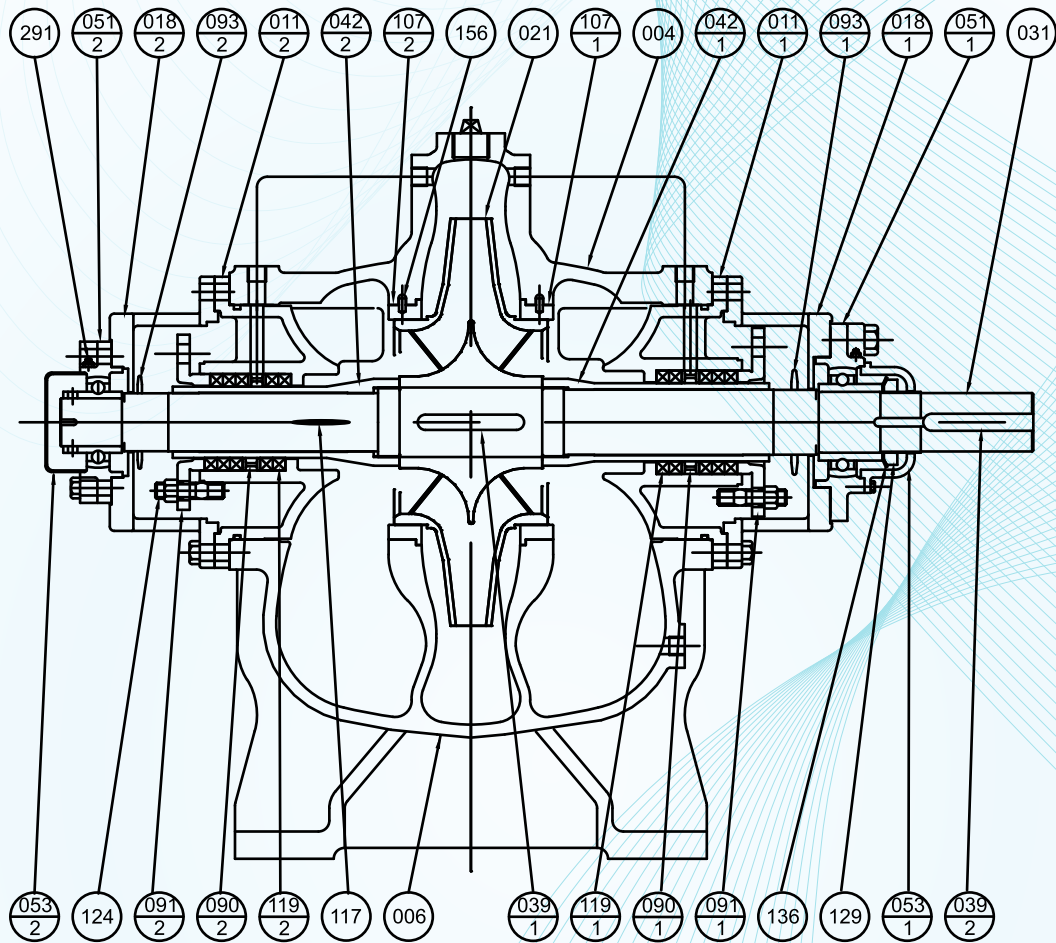
SPECIFICATIONS & MODEL CODE

Item		Specifications
Liquid handled property		Clean water, 0 – 80 °C (32 to 176 °F)
Max. Working Pressure		250 psi
Approx. speed		2950 rpm
Construction	Impeller	Enclosed
	Shaft seal	Gland Packing
	Flushing	Self Flushing
	Bearing	Shield Ball Bearing
Flange	Suction	ANSI 250
	Discharge	ANSI 250
Material	Casing	Cast Iron (FC250) for CNPA model
	Impeller	Bronze casting (CAC406)
	Shaft	CNPA Stainless Steel (SUS316)
	Shaft Sleeve	Bronze Casting (CAC406)
	Gland Packing	Teflon (PTFE) Impregnated
Standard Accessories	Pressure Gauge	0 – 220 psi
	Compound Gauge	-30 in Hg – 60 psi
	Air Relieve Valve	standard

Model Code




Sectional View



053-2	Bearing cover (CCP side)	Cast iron (FC200)	1	291	Grease nipple	C3604BD-F	2
053-1	Bearing cover (CP side)			156	Lock pin	SUS304	
051-2	Bearing unit (CCP side)	Cast iron	1	136	Bearing washer	Steel (SS400)	
051-1	Bearing unit (CP side)			129	Bearing nut	C3604BD-F	
042-2	Shaft sleeve (CCP side)	Bronze (CAC406)	4	124	Gland bolt	C3604BD-F	
042-1	Shaft sleeve (CP side)			119-2	Gland packing (CCP side)	Carbonized fibre	5
039-2	Coupling key	Steel (S50C)	119-1	Gland packing (CP side)	V#6500		
039-1	Impeller key	SUS420	117	Gasket (casing)	V#6500		
031	Shaft	SUS316	107-2	Casing wear ring (CCP side)	Bronze (CAC406)		
021	Impeller	Bronze (CAC406)	107-1	Casing wear ring			
018-2	Bearing support (CCP side)	Cast iron (FC200)	1	093-2	Deflector (CCP side)	Rubber	
018-1	Bearing support (CP side)			093-1	Deflector (CP side)		
011-2	Side cover (CCP side)	Cast iron (FC250)	1	091-2	Gland (CCP side)	Bronze (CAC406)	
011-1	Side cover (CP side)			091-1	Gland (CP side)		
006	Casing lower half			090-2	Lantern ring (CCP side)		
004	Casing upper half			090-1	Lantern ring (CP side)		
No.	Part Name	Material	Qty	No.	Part Name	Material	Qty

UL / FM Horizontal Split Case Fire Pump



UL/FM HORIZONTAL SPLIT CASE FIRE PUMP RANGE AT 2950 RPM RATED SPEED

FLOW	RATED PRESSURE		PUMP MODEL	MAXIMUM HP	ELECTRIC MOTOR	DIESEL ENGINE
	PSI	KPA			HP	HP
500 GPM (113 M3/H)	83*	572	EGY - 54 CNPA	47	50	60
	91	627		53	50	60
	103	710		60	60	71
	117	807		64	60	71
	130	896		74	75	83
	141	972		82	75	83
750 GPM (170 M3/H)	75*	517	EGY - 54 CNPA	54	50	60
	83	572		61	60	71
	95	655		69	75	71
	109	752		79	75	83
	122	841		90	100	115
	133	917		101	100	115
750 GPM (170 M3/H)	100*	689	EGY - 65 CNPA	89	100	115
	112	772		105	100	115
	124	855		116	125	145
	137	945		126	125	145
	150	1034		140	125	145
	1000 GPM (227 M3/H)	94*		648	EGY - 65 CNPA	95
107		738	114	100		115
121		834	128	125		145
135		931	145	150		175
149		1027	157	150		175
1250 GPM (284 M3/H)		87**	600	EGY - 65 CNPA		100
	104	717	115		125	145
	117	807	135		125	145
	130	896	150		150	175
	134	924	159		150	175
	144*	993	177		200	216

* UL ONLY

** FM ONLY

UL/FM HORIZONTAL SPLIT CASE FIRE PUMP RANGE AT 3560 RPM RATED SPEED

FLOW	UL/FM RATED PRESSURE		PUMP MODEL	MAX HP	ELECTRIC MOTOR		DIESEL ENGINE		
	PSI	KPA			RPM	HP	RPM	MAX HP	DIESEL
400 USGPM (91 m ³ /h)	126*	869	EGY - 54 CNPA	74	3560	75			
	131	903		78	3560	75			
	150	1034		86	3560	100			
450 USGPM (102 m ³ /h)	125*	862	EGY - 54 CNPA	76	3560	75			
	129	889		80	3560	75			
	148	1020		90	3560	100			
500 USGPM (113 m ³ /h)	124*	855	EGY - 54 CNPA	78	3560	75	3000	73	83
	128	883		82	3560	75	3000	73	83
	130	896		84	3560	75	3000	74	83
	141	972		89	3560	100	3000	82	83
	146	1007		93	3560	100			
750 USGPM (170 m ³ /h)	110*	758	EGY - 54 CNPA	87	3560	100	3000	80	83
	115	793		93	3560	100	3000	82	83
	122	841		101	3560	100	3000	90	115
	133	917	EGY - 65 CNPA	109	3560	100	3000	101	115
	137*	945		151	3560	150	3000	126	145
	149	1027		153	3560	150	3000	139	145
	150	1034		154	3560	150	3000	140	145
	158	1089		167	3560	150			
1000 USGPM (227 m ³ /h)	136*	938	EGY - 65 CNPA	169	3560	150	3000	145	175
	146	1007		175	3560	200	3000	152	175
	149	1027		180	3560	200	3000	157	175
	154	1062		190	3560	200			
1250 USGPM (284 m ³ /h)	127*	876	EGY - 65 CNPA	177	3560	200	3000	145	175
	130*	896		180	3560	200	3000	150	175
	134*	924		183	3560	200	3000	159	175
	140	965		189	3560	200	3000*	171	175
	144	993		195	3560	200	3000*	177	200
	148	1020		202	3560	200			
1500 USGPM (341 m ³ /h)	152**	1048	EGY - 65 CNPA						

* UL ONLY

** FM ONLY

UL/FM HORIZONTAL SPLIT CASE FIRE PUMP RANGE AT 2800 RPM RATED SPEED

FLOW	UL/FM RATED PRESSURE		PUMP MODEL	MAX HP	DIESEL ENGINE	
	PSI	KPA			RPM	HP
400 USGPM (91 m ³ /h)	76*	524	EGY - 54 CNPA	39	2800	45
	79	545		41	2800	45
	113	779		58	2800	60
450 USGPM (102 m ³ /h)	73*	503	EGY - 54 CNPA	40	2800	45
	77	531		44	2800	45
	112	772		61	2800	70
500 USGPM (113 m ³ /h)	71*	490	EGY - 54 CNPA	40	2800	45
	76	524		44	2800	45
	100	689		58	2800	60
	110	758		67	2800	80
750 USGPM (170 m ³ /h)	102**	703	EGY - 54 CNPA	73	2800	80
	85*	586	EGY - 65 CNPA	78	2800	80
	94	648		91	2800	104
	100	689		100	2800	104
	127	876		124	2800	145
1000 USGPM (227 m ³ /h)	81*	558	EGY - 65 CNPA	87	2800	104
	88	607		99	2800	104
	100	689		120	2800	145
	126	869		146	2800	145
1250 USGPM (284 m ³ /h)	73*	503	EGY - 65 CNPA	88	2800	104
	83	572		107	2800	145
	122	841		153	2800	160
1500 USGPM	125**	862	EGY - 65 CNPA	162	2800	216

* UL ONLY

** FM ONLY

UL / FM (End Suction Fire Pumps)

FEATURES :

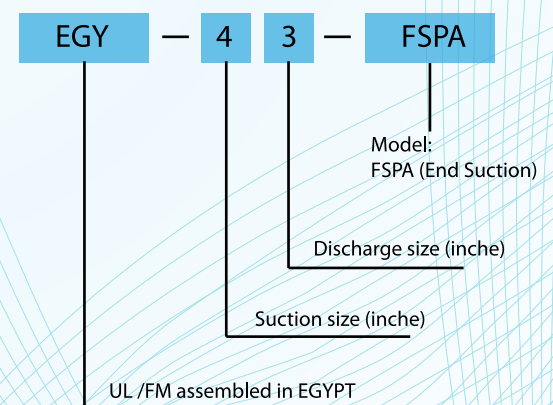
- Corrosion resistant materials used on the rotating parts
Hydraulically balanced impeller extends bearing life and assures smoother operation
- Fully compliance to NFPA-20 and listed by Underwriters Laboratories (UL) and (FM) factory mutual approved
- Very compact design for easy of installation and permits minimum maintenance.
- Easy removal and maintenance, BPO (Back Pull Out) system allows all rotating elements to be removed without disconnecting suction and discharge pipe work.
- Top centreline discharge, foot support under casing for maximum resistance to misalignment and distortion from pipe loads.
- Flow rate capacity 250 up to 750 GPM
Max. Working Pressure is 250 PSI with 250 lb. ANSI flanges.



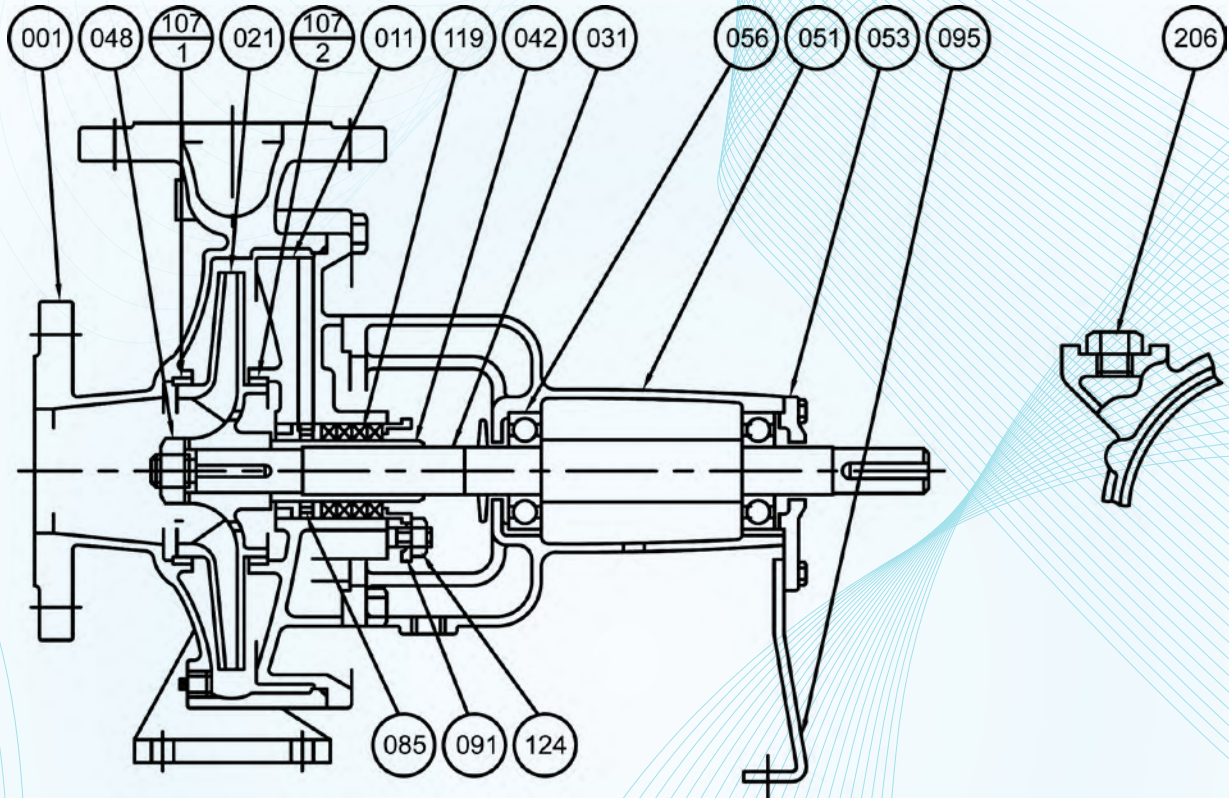
SPECIFICATIONS & MODEL CODE

Item		Specifications
Liquid handled property		Clean water, 0 – 80 °C (32 to 176 °F)
Max. Working Pressure		250 psi
Approx. speed		2950 rpm
Construction	Impeller	Enclosed
	Shaft seal	Gland Packing
	Flushing	Self Flushing
	Bearing	Shield Ball Bearing
Flange	Suction	ANSI 250
	Discharge	ANSI 250
Material	Casing	Ductile Cast Iron (FCD450) for FSPA model
	Impeller	Bronze casting (CAC406)
	Shaft	FSPA Stainless Steel (SUS316)
	Shaft Sleeve	Bronze Casting (CAC406)
	Gland Packing	Teflon (PTFE) Impregnated
Standard Accessories	Pressure Gauge	0 – 220 psi
	Compound Gauge	-30 in Hg – 60 psi
	Air Relieve Valve	standard

Model Code




Sectional View



124	Gland bolt	Brass	2	119	Gland packing	Carbonized fibre	4-5
056	Ball bearing	-	2	091	Gland	Bronze (CAC406)	1
053	Bearing cover	Cast iron (FC200)	1	085	Lantern ring		
051	Bearing housing			042	Shaft sleeve		
048	Impeller nut	Brass		206	Priming plug	Stainless steel (SUS304)	
031	Shaft	Stainless steel (SUS316)		1	107-2	Casing wear ring	Bronze (CAC406)
021	Impeller	Bronze (CAC406)	1	107-1	Casing wear ring		
011	Casing cover	Ductile cast iron (FCD450)	1	095	Stay	Steel	
001	Casing			1			
No.	Part Name	Material	Qty	No.	Part Name	Material	Qty

UL / FM End Suction Fire Pump



UL/FM END SUCTION FIRE PUMP RANGE AT 2950 RPM RATED SPEED

FLOW	UL/FM RATED PRESSURE		PUMP MODEL	MAXIMUM HP	ELECTRIC MOTOR	DIESEL ENGINE
	PSI	KPA			HP	HP
250 USGPM (57 M ³ /H)	88*	607	EGY - 43 FSPA	25	25	45
	107	738		32	30	45
	129	889		42	40	45
	144	993		47	50	60
300 USGPM (68 M ³ /H)	85*	586	EGY - 43 FSPA	27	25	45
	105	724		35	40	45
	127	876		45	40	60
	143	986		51	50	60
400 USGPM (68 M ³ /H)	78*	538	EGY - 43 FSPA	31	30	45
	97	669		39	40	45
	121	834		54	50	60
	136	938		59	60	60
450 GPM (102 M ³ /H)	133*	917	EGY - 43 FSPA			
500 USGPM (113 M ³ /H)	80*	552	EGY - 54 FSPA	47	50	60
	107	738		67	60	71
	119	820		77	75	83
	138	951		92	100	115
	132*	910	EGY - 64 FSPA	77	75	83
	152	1048		93	100	115
	172	1186		105	100	115
	194	1338		122	125	145
215	1482	138	125	145		
750 USGPM (170 M ³ /H)	74*	510	EGY - 54 FSPA	52	50	60
	101	696		78	75	83
	113	779		91	100	115
	132	910		108	100	115
	119*	820	EGY - 64 FSPA	91	100	115
	141	972		112	100	115
	162	1117		134	125	145
	187	1289		154	150	175
210	1448	174	200	175		

* UL ONLY

** FM ONLY

UL/FM END SUCTION FIRE PUMP RANGE AT 3560 RPM RATED SPEED

FLOW	UL/FM		PUMP MODEL	MAX HP	ELECTRIC MOTOR		DIESEL ENGINE		
	PSI	KPA			RPM	HP	RPM	MAX HP	DIESEL
250 USGPM (57 m ³ /h)	125*	862	EGY - 43 FSPA	42	3560	40	3000	40	45
	129*	889		44	3560	40	3000	42	45
	134	924		47	3560	50	3000	46	60
	144	993		50	3560	50	3000	47	60
	149	1027		52	3560	50			
300 USGPM (68 m ³ /h)	123*	848	EGY - 43 FSPA	47	3560	50	3000	43	45
	131	903		47	3560	50	3000	45	45
	142	979		56	3560	50	3000	51	60
400 USGPM (91 m ³ /h)	114*	786	EGY - 43 FSPA	50	3560	50	3000	50	60
	121*	834		53	3560	50	3000	54	60
	124	855		50	3560	50	3000	55	60
	136	938		54	3560	50	3000	59	71
	140	965	60	3560	60				
	120*	827	84	3560	75				
	123**	848	EGY - 54 FSPA	84	3560	75			
	140 *	965	98	3560	100				
	197**	1358	EGY - 64 FSPA	116	3560	125	2800**	112	145
	221**	1524	132	3560	125				
450 USGPM (102 m ³ /h)	109*	752	EGY - 43 FSPA	49	3560	50			
	112*	772		53	3560	50			
	120	827		53	3560	50			
	136	938		63	3560	60			
	120*	827	87	3560	100				
	123**	848	EGY - 54 FSPA	87	3560	100			
	140*	965	102	3560	100				
	188*	1296	122	3560	125	2800	110	145	
	197	1358	EGY - 64 FSPA	122	3560	125			
213	1469	139	3560	125					
500 USGPM (113 m ³ /h)	118*	814	EGY - 54 FSPA	92	3560	100	3000	76	83
	123**	848		92	3560	100	3000	79	83
	139*	958		106	3560	100	3000	92	115
	188*	1296	125	3560	125	3000	156	175	
	197	1358	EGY - 64 FSPA	125	3560	125	2800**	123	145
	210	1448	142	3560	150	3000	174	175	
	212	1462	144	3560	150				

* UL ONLY

** FM ONLY

UL/FM END SUCTION FIRE PUMP RANGE AT 2800 RPM RATED SPEED

FLOW	UL/FM		PUMP MODEL	MAX HP	DIESEL ENGINE	
	PSI	KPA			RPM	HP
250 USGPM (57 m ³ /h)	74*	510	EGY - 43 FSPA	23	2800	45
	81	558		26	2800	45
	123	848		43	2800	45
300 USGPM (68 m ³ /h)	72*	503	EGY - 43 FSPA	25	2800	45
	79	545		29	2800	45
	122	841		46	2800	60
400 USGPM (91 m ³ /h)	125**	862	EGY - 43 FSPA	54	2800	60
	72*	496	EGY - 54 FSPA	43	2800	45
	75	517		46	2800	60
	100	689		56	2800	60
	117	807	71	2800	80	
	123**	848	EGY - 64 FSPA	61	2800	70
197**	1358	112	2800	145		
450 USGPM (102 m ³ /h)	72*	496	EGY - 54 FSPA	46	2800	60
	74	510		48	2800	60
	109	752		71	2800	80
	112	772	74	2800	80	
	113*	779	EGY - 64 FSPA	65	2800	70
122	841	73	2800	80		
188	1296	110	2800	145		
500 USGPM (113 m ³ /h)	72*	496	EGY - 54 FSPA	48	2800	60
	74	510		50	2800	60
	116	800		77	2800	80
	112*	772	EGY - 64 FSPA	68	2800	70
	122	841	77	2800	80	
188	1296	123	2800	145		
750 USGPM (170 m ³ /h)	66*	455	EGY - 54 FSPA	54	2800	60
	68	469		57	2800	60
	110	758	92	2800	104	
	100*	689	EGY - 64 FSPA	71	2800	80
181*	1248	152	2800	160		

* UL ONLY

** FM ONLY

ELECTRIC MOTORS



Fire Pump Motors – ODP
Three Phase – Foot Mount
UL-Listed



These Fire Pump Duty (ODP) motors are designed for environments where dirt and moisture are minimal and provide maximum ventilation and heat dissipation. Design B torque and high efficiency design from 143T through 449T frames.

Standard Features

- Efficiency Certification number CC029A according to US Department of Energy Regulations for EISA2007 Efficiency levels
- 2, 4 and 6 pole, 60Hz
- Voltage: 230/460V, 200/400V, 460V or 575V
- Open Drip Proof (ODP) - TEFC (available on request)
- NEMA Dimensions
- NEMA design 'B' ratings
- Service Factor: 1.15
- Class 'F' insulation for all frames, Class B rise
- Continuous Duty (S1)
- 104°F (40°C) ambient temperature
- 1045 heat treated and stress relieved carbon steel shaft (4140 for roller bearing motors)
- Motors are supplied with ball bearings as standard.
- F1 mount (also available flanged motors)
- Paint: Enamel alkyd resin base
- Color: Red – RAL3002
- NPT threaded terminal box
- Stainless steel nameplate – laser etched
- 460V Nameplate includes 380V 50Hz 1.15SF @ unless otherwise noted.



CLARKE™


Fire Protection Products, Inc.



Standard Features

EQUIPMENT	STANDARD
Air Cleaner	Direct Mounted, Washable, Indoor Service with Drip Shield
Alternator	12V-DC, 42 Amps; with Poly-Vee Belt and Guard
Exhaust protection	Metal Guards on Manifolds and Turbocharger
Coupling	Bare Flywheel
Exhaust flex connection	Stainless Steel Flex, Clamped, 5"
Flywheel housing	SAE #3
Flywheel power take off	11.5" SAE Industrial Flywheel Connection
Fuel connections	Fire Resistant, Flexible, USA Coast Guard Approved, Supply and Return Lines
Fuel filter	Primary Filter with Priming Pump
Fuel injection system	Stanadyne Direct Injection
Engine heater	240V-AC, 1500 Watt
Governor speed	Constant Speed, Mechanical
Heat exchanger	Tube and Shell Type, 4 BAR (60 PSI), BSP(F) Connections
Instrument panel	English and Metric, Tachometer, Hourmeter, Water Temperature, Oil Pressure and Two (2) Voltmeters
Junction box	Integral with Instrument Panel; For DC Wiring Interconnection to Engine Controller
Lube oil cooler	Engine Water Cooled, Plate Type
Lube oil filter	Full Flow with By-Pass Valve
Lube oil pump	Gear Driven, Gear Type
Manual start control	On Instrument Panel with Control Position Warning Light
Over speed control	Electronic with Reset and Test on Instrument Panel
Raw water solenoid operation	Automatic from Fire Pump Controller and from Engine Instrument Panel
Run stop control	On Instrument Panel with Control Position Warning Light
Run solenoid	12V-DC Energized to Run
Starters	Two (2) 12V-DC
Throttle control	Adjustable Speed Control, Tamper Proof
Water pump	Centrifugal Type, Poly-Vee Belt Drive with Guard

JOCKEY PUMPS




Most piping systems generally have a small amount of leakage causing drop of system pressure. To prevent the fire pump from starting to maintain the system pressure for this non-fire related need, a small jockey pump controller is pressure activated and the pump sized to maintain the system pressure at the minimum allowable leakage rate. Any pump meeting these requirements is acceptable for use as jockey pump.

All fire pumps manufacturers supply non-approved jockey pumps since no listing is available.

ISS presents the new EBARA EVM vertical multistage centrifugal pumps manufactured in cast iron.

ACCESSORIES



NFPA Minimum Piping Sizes (Nominal) In Inches						
Item	250	500	750	1000	1250	1500
Suction Size	3½	5	6	8	8	8
Discharge Size	3	5	6	6	8	8
Main Relief Valve	2	3	4	4	6	6
Waste Cone	2x2½	3x5	4x6	4x8	6x8	6x8
Hose Valve Header	3	4	6	6	8	8
Hose Valve Quantity	1	2	3	4	6	6
Flow Meter	3	5	5	6	6	8



FIRE PUMP CONTROLLERS



TORNATECH **Firetrol**[®]

Electric motors and diesel unit are furnished with a manual or combined manual and automatic controller. Upon a manual or automatic signal, a controller will engage the pump driver, and monitor all key functions. Most controllers are furnished for automatic operation, and initiate starting by sensing a pressure drop in the system by way of a sensing line. All controllers are available with a wide variety of options to suit individual job needs.

Electric Fire Pump Controllers

Fire Pump Controllers are assembled, wired and tested as a unit. The controllers are UL listed and FM Approved*. They completely conform to the latest edition of NFPA-20, Installation of Stationary Pumps for Fire Protection and NFPA-70, National Electrical Code

The most two used starting methods are (Across the line & Wye-Delta). Soft start starting method and Automatic transfer switch controller are also available on request (Please contact our technical department).



Electric Fire Pump Controllers
UL / FM

Diesel Engine Driven Fire Pump Controller

Combined automatic and manual based diesel engine fire pump controllers are intended for starting and monitoring fire pump diesel engines. They are available for use with 12 or 24 volt negative ground systems using lead acid or nickel-cadmium batteries. The controller monitors, displays and records fire pump system information.



Diesel Engine Fire Pump Controller
UL / FM

Jockey Pumps Controller

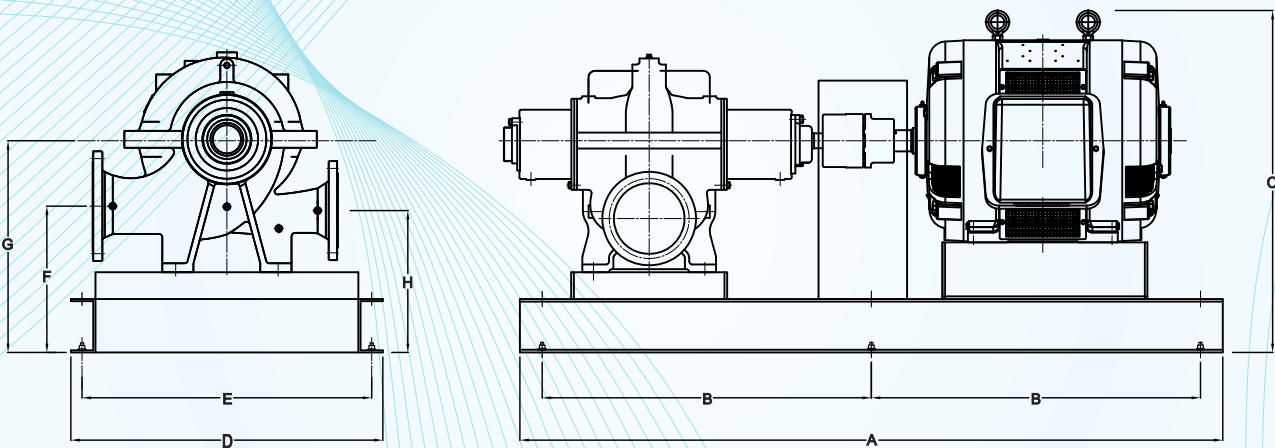
Jockey Pump Controllers are intended for use with fire pump systems. They are used for pressure maintenance in fire pump installations to prevent unnecessary cycling of the main fire pump. The most two used starting methods are (Across the line & Wye-Delta) (Please contact our technical department).



Jockey Pump Controller
UL- listed

DIMENSIONS HORIZONTAL SPLIT CASE ELECTRIC DRIVEN

TAG/REF.								DWG#
PUMP DATA	FLOW	HEAD	ENGINE DATA	HP	RPM	BAT.VOLTAGE	TANK SIZE	ENCLOSURE



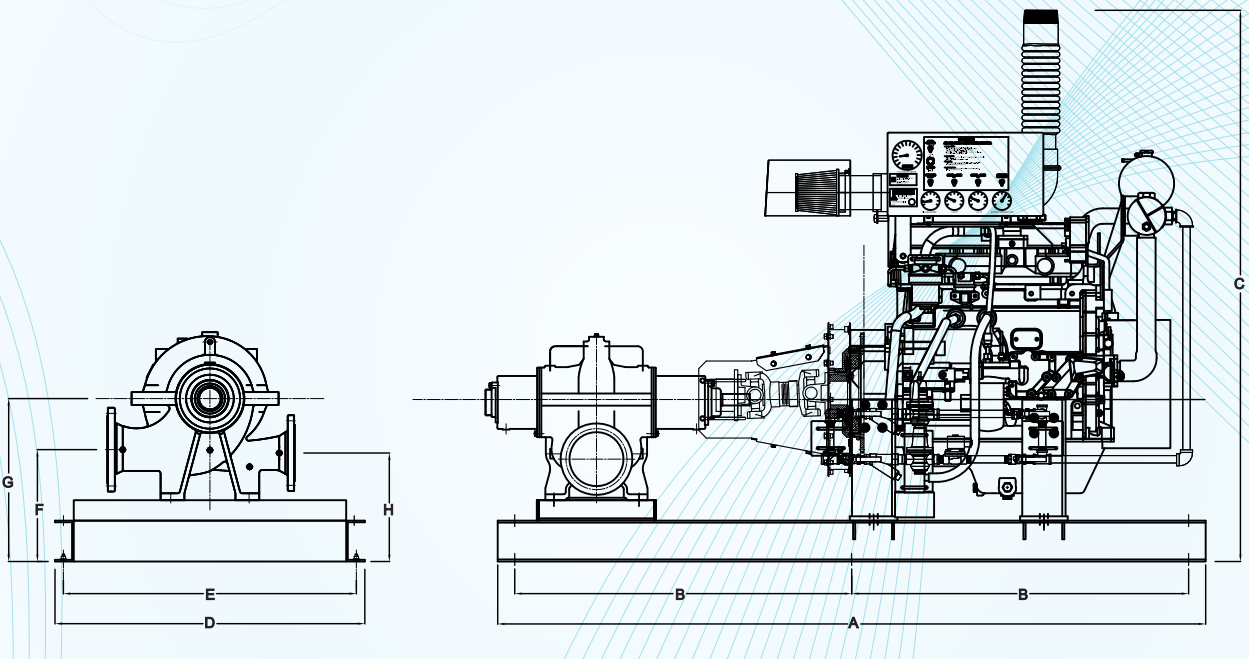
PUMP	MOTOR HP	Dimensions								WEIGHT kg
		A	B	C	D	E	F	G	H	
EGY-54CNPA	50	1577	739	731	700	650	475	325	315	542
	60	1577	739	774	700	650	475	325	315	713
	75	1577	739	774	700	650	475	325	315	724
	100	1577	739	800	700	650	475	325	315	830
EGY-65CNPA	100	1774	837	800	750	700	475	285	285	857
	125	1774	837	800	750	700	475	285	285	857
	150	1774	837	853	750	700	475	285	285	996
	200	1774	837	853	750	700	475	285	285	1060

NOTE:

ALL DIMENSIONS AND WEIGHTS ARE PRELIMINARY NOT FOR CONSTRUCTION USE. CERTIFIED AS BUILT DRAWINGS ARE AVAILABLE UPON REQUEST.

DIMENSIONS HORIZONTAL SPLIT CASE ELECTRIC DRIVEN

TAG/REF.								DWG#
PUMP DATA	FLOW	HEAD	ENGINE DATA	HP	RPM	BAT.VOLTAGE	TANK SIZE	ENCLOSURE



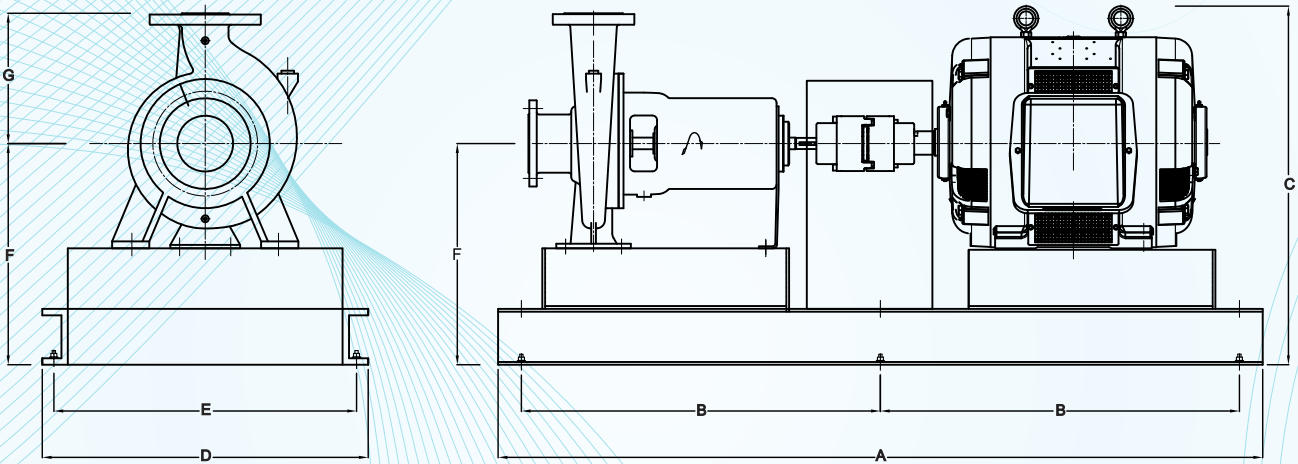
PUMP	DIESEL ENGINE HP	ENGINE	Dimensions								WEIGHT kg
			A	B	C	D	E	F	G	H	
EGY-54CNPA	60	JU4H-UF04	2079	990	1619	910	861	475	325	315	782
	71	JU4H-UF14	2079	990	1619	910	861	475	325	315	782
	83	JU4H-UF24	2079	990	1619	910	861	475	325	315	782
	115	JU4H-UF34	2079	990	1619	910	861	475	325	315	800
EGY-65CNPA	115	JU4H-UF34	2164	1032	1619	910	860	475	285	285	813
	145	JU4H-UF54	2334	1117	1632	910	860	475	285	285	818
	175	JU6H-UF34	2539	1220	1632	950	900	475	285	285	1152
	216	JU6H-UF54	2539	1220	1632	950	900	475	285	285	1152

NOTE:

ALL DIMENSIONS AND WEIGHTS ARE PRELIMINARY NOT FOR CONSTRUCTION USE. CERTIFIED AS BUILT DRAWINGS ARE AVAILABLE UPON REQUEST.

DIMENSIONS END SUCTION ELECTRIC DRIVEN

TAG/REF.									DWG#
PUMP DATA	FLOW	HEAD	MOTOR DATA	HP	RPM	VOLT	PH	HZ	ENCLOSURE



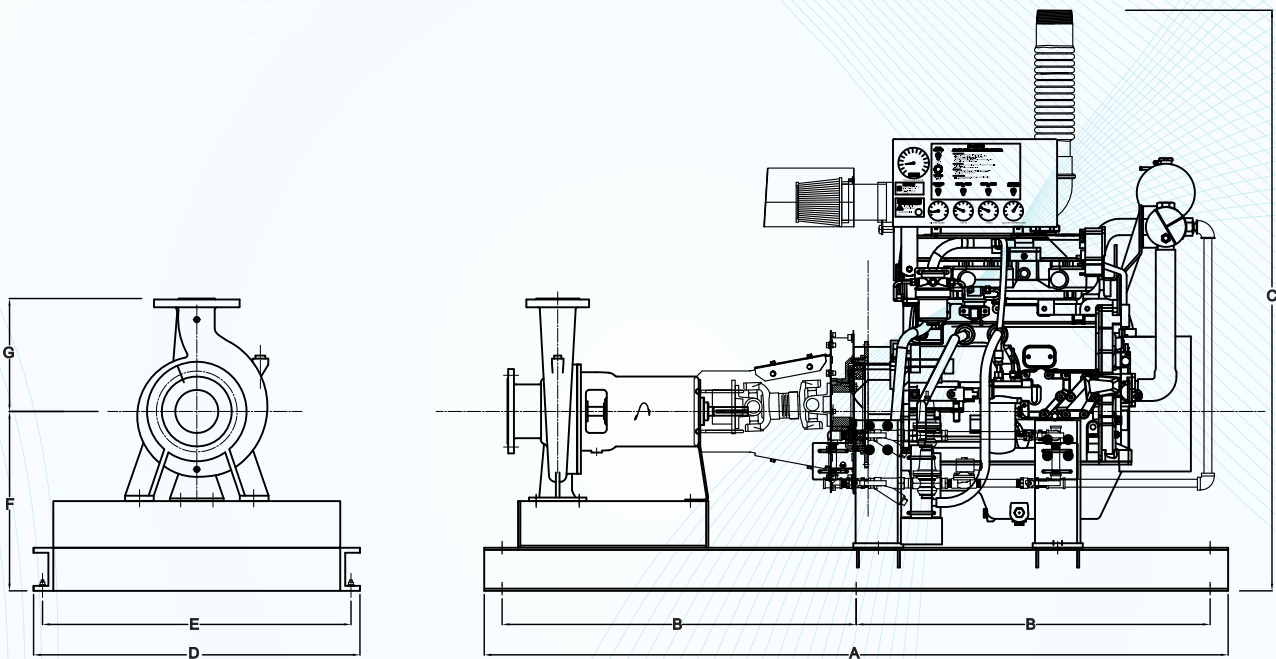
PUMP	MOTOR	Dimensions(MM)							WEIGHT
	HP	A	B	C	D	E	F	G	KG
EGY- 43FSPA	25	1376	638	628	540	490	395	250	368
	30	1376	638	633	540	490	395	250	336
	40	1376	638	651	540	490	395	250	379
	50	1376	638	651	540	490	395	250	354
	60	1390	645	775	540	490	395	250	525
EGY- 54FSPA	50	1642	771	731	700	650	475	380	438
	60	1642	771	774	700	650	475	380	609
	75	1642	771	774	700	650	475	380	620
	100	1642	771	800	700	650	475	380	724
EGY- 64FSPA	75	1754	827	774	750	700	475	315	647
	100	1754	827	800	750	700	475	315	752
	125	1754	827	800	750	700	475	315	752
	150	1754	827	843	750	700	475	315	891
	200	1754	827	843	750	700	475	315	956

NOTE:

ALL DIMENSIONS AND WEIGHTS ARE PRELIMINARY NOT FOR CONSTRUCTION USE. CERTIFIED AS BUILT DRAWINGS ARE AVAILABLE UPON REQUEST.

DIMENSIONS END SUCTION DIESEL DRIVEN

TAG/REF.									DWG#
PUMP DATA	FLOW	HEAD	MOTOR DATA	HP	RPM	VOLT	PH	HZ	ENCLOSURE







PUMP	DIESEL ENGINE	ENGINE	Dimensions							WEIGHT
	HP		A	B	C	D	E	F	G	
EGY- 43FSPA	45	KA4H-UFKA24	1693	797	1165	930	880	395	645	524
	60	JU4H-UF04	1899	900	1619	910	860	475	250	609
	71	JU4H UF14	1899	900	1619	910	860	475	250	609
EGY- 54FSPA	60	JU4H-UF04	2074	987	1619	910	860	500	315	674
	71	JU4H-UF14	2074	987	1619	910	860	500	315	674
	83	JU4H-UF24	2074	987	1619	910	860	500	315	674
	115	JU4H-UF34	2074	987	1619	910	860	500	315	692
EGY-64FSPA	83	JU4H-UF24	2074	987	1619	910	860	476	315	693
	115	JU4H-UF34	2074	987	1619	910	860	476	315	711
	145	JU4H-UF54	2244	1072	1632	910	860	476	315	719
	175	JU6H-UF34	2449	1175	1628	950	900	476	315	1046

NOTE:

ALL DIMENSIONS AND WEIGHTS ARE PRELIMINARY NOT FOR CONSTRUCTION USE. CERTIFIED AS BUILT DRAWINGS ARE AVAILABLE UPON REQUEST.

Products Sold to:

-  SAUDI ARABIA
-  SUDAN
-  LIBYA
-  MOROCCO

-  DJIBOUTI
-  UAE
-  QATAR
-  TUNISIA

-  GREECE
-  INDONESIA
-  ROMANIA



HEAD OFFICE :

49 Abbas El Akkad st. - Nasr City - Cairo - Egypt

Tel : +202 (24017430 - 22602808)

Fax : +202 (22627317)

FACTORY :

Al Obour Industrial Area Block 13040 - Zone A

Web Site : www.issystems.com

E-mail : info@issystems.com

